Beverage container return rates for South Australia 2016–17

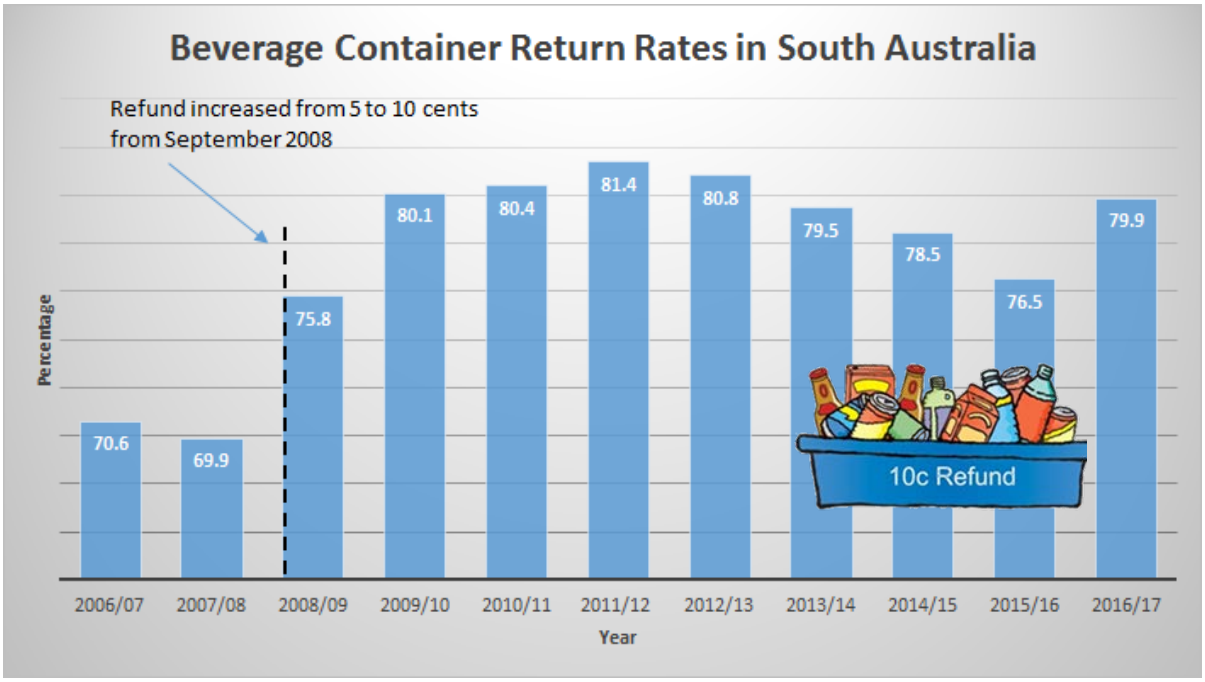

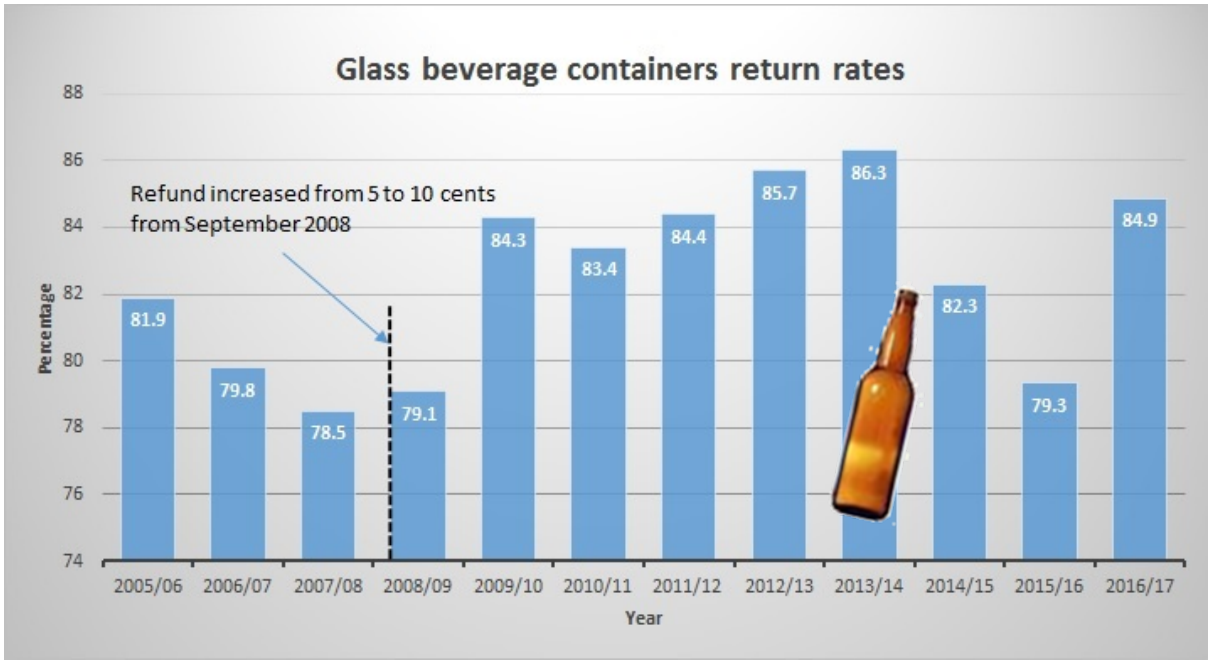

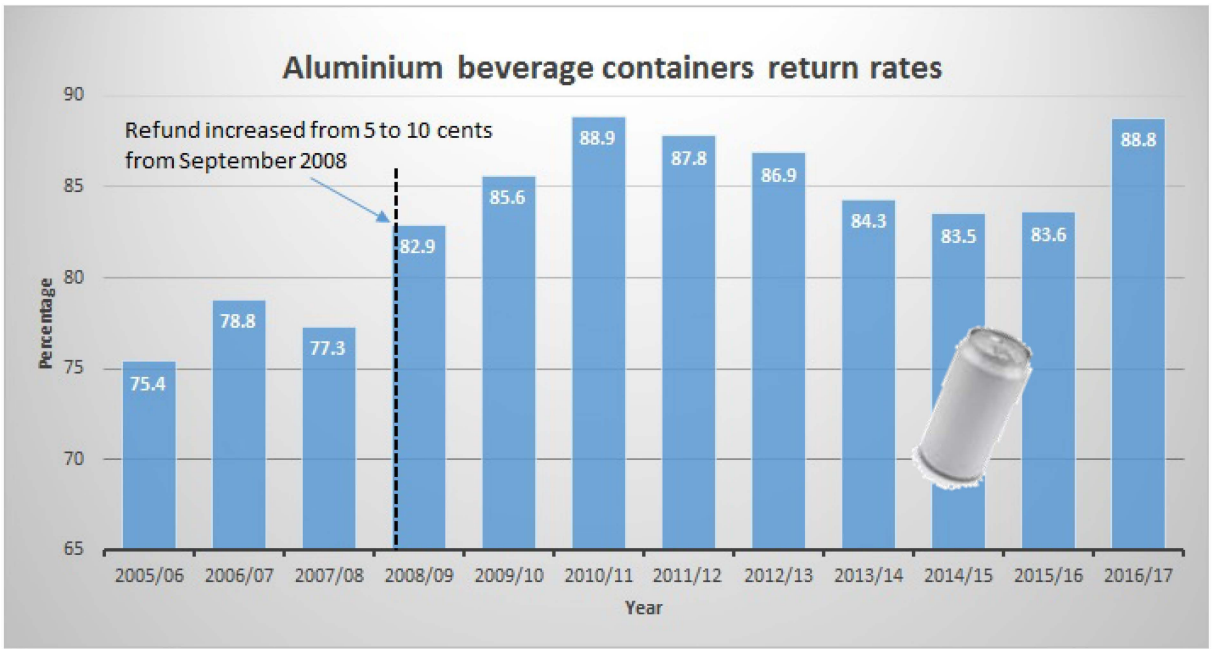
Aluminium beverage containers return rates
Refund increased from 5 to 10 cents from September 2008
Percentage
90
85
80
75
70
65
75.4
78.8
77.3
82.9
85.6
88.9
87.8
86.9
84.3
83.5
83.6
88.8
2005/06
2006/07
2007/08
2008/09
2009/10
2010/11
2011/12
2012/13
2013/14
2014/15
2015/16
2016/17
Year

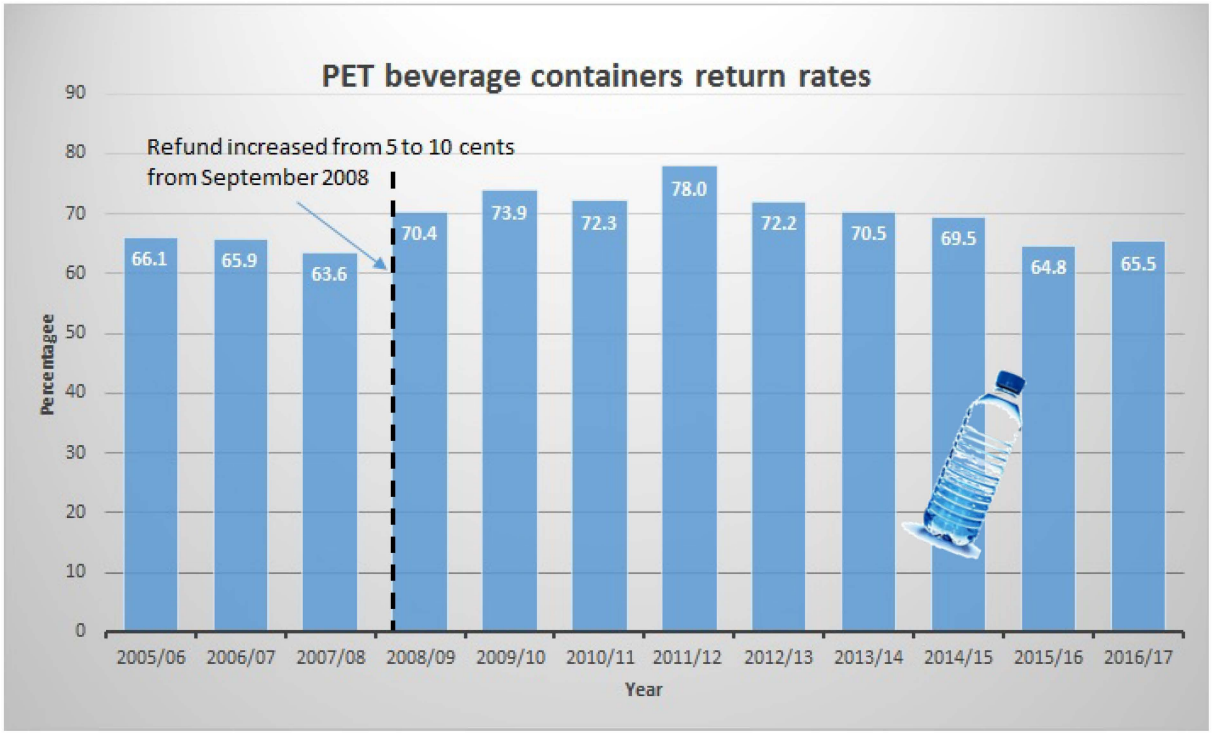
PET beverage containers return rates
Refund increased from 5 to 10 cents from September 2008
Percentagee
90
80
70
60
50
40
30
20
10
0
66.1
65.9
63.6
70.4
73.9
72.3
78.0
72.2
70.5
69.5
64.8
65.5
2005/06
2006/07
2007/08
2008/09
2009/10
2010/11
2011/12
2012/13
2013/14
2014/15
2015/16
2016/17
Year

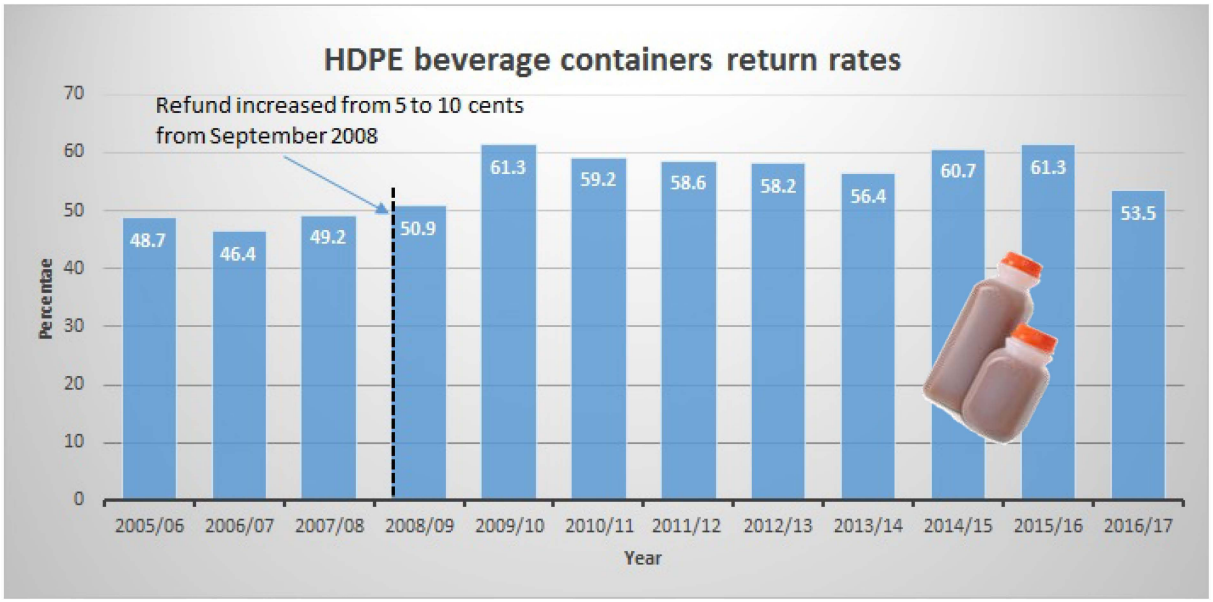
HDPE beverage containers return rates
Refund increased from 5 to 10 cents
from September 2008
Percentae
Year
0
10
20
30
40
50
60
70
48.7
46.4
49.2
50.9
61.3
59.2
58.6
58.2
56.4
60.7
61.3
53.5
2005/06
2006/07
2007/08
2008/09
2009/10
2010/11
2011/12
2012/13
2013/14
2014/15
2015/16
2016/17

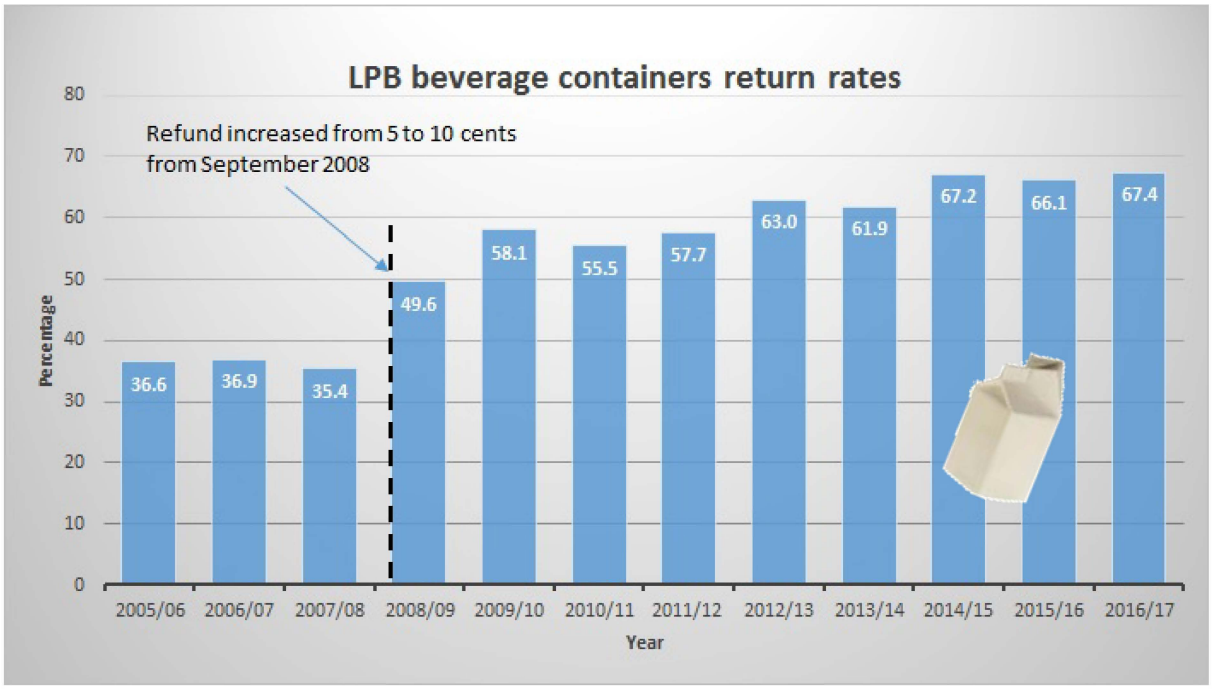
LPB beverage containers return rates
Refund increased from 5 to 10 cents
from September 2008
Percentage
Year
0
10
20
30
40
50
60
70
80
36.6
36.9
35.4
49.6
58.1
55.5
57.7
63.0
61.9
67.2
66.1
67.4
2005/06
2006/07
2007/08
2008/09
2009/10
2010/11
2011/12
2012/13
2013/14
2014/15
2015/16
2016/17